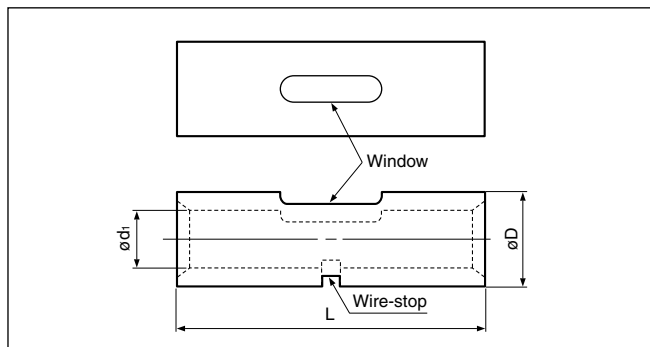


### Solderless splices


# WINDOW TYPE BUTT



## Non-insulated

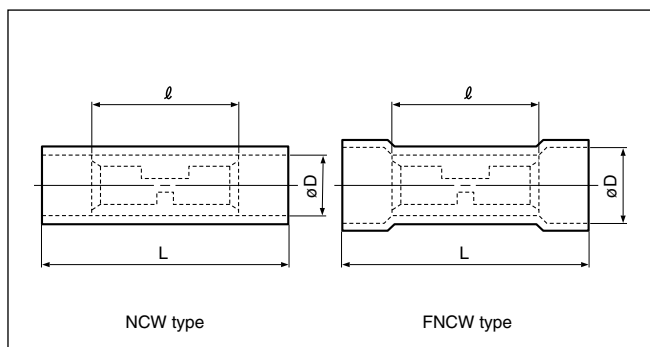
Applicable Wire AWG#(mm <sup>2</sup> )	Part No.	Standard	Dimensions mm (in.)			Tool No.										Qty/box								
			L	ø D	ø d1	YHT-2210	YHT-8S	YA-1	YA-2	YA-4	YA-5	YPT-60N	YPT-150-1	BCT-0514L	BCT-860N		BCT-8150	YET-80-1	YET-150-1	YET-300-1	YET-300N			
22 to 16 (0.25 to 1.65)	CW-1.25		14.7 (.579)	3.3 (.130)	1.7 (.067)	o		o	o	o				o										1,000
16 to 14 (1.04 to 2.63)	CW-2		14.7 (.579)	4.0 (.157)	2.3 (.091)	o		o	o	o				o										1,000
12 to 10 (2.63 to 6.64)	CW-5.5		14.7 (.579)	5.5 (.217)	3.4 (.134)	o		o	o	o				o										1,000
8 (6.64 to 10.52)	CW-8		21.0 (.827)	7.1 (.280)	4.5 (.177)		o			o	o	o	o	o	o	o	o	o	o					500
6 (10.52 to 16.78)	CW-14		26.0(1.024)	9.0 (.354)	5.8 (.228)					o	o	o	o	o	o	o	o	o	o					200
4 (16.78 to 26.66)	CW-22		29.0(1.142)	11.4 (.449)	7.7 (.303)					o	o	o		o	o	o	o	o	o					100
2 (26.66 to 42.42)	CW-38		32.0(1.266)	13.3 (.524)	9.4 (.370)					o	o	o		o	o	o	o	o	o					100
1/0 (42.42 to 60.57)	CW-60		36.0(1.417)	15.4 (.606)	11.4 (.449)					o	o	o		o	o	o	o	o	o					50
2/0 (60.57 to 76.28)	CW-70		37.0(1.457)	17.5 (.689)	13.3 (.524)					o	o	o		o	o	o	o	o	o					50
3/0 (76.28 to 96.3)	CW-80		38.0(1.496)	19.4 (.764)	14.5 (.571)					o	o	o		o	o	o	o	o	o					25
4/0 (96.3 to 117.2)	CW-100		38.0(1.496)	22.0 (.866)	16.4 (.646)					o	o	o		o	o	o	o	o	o					25
250 to 300MCM (117.2 to 152.05)	CW-150		54.0(2.126)	26.5(1.043)	19.5 (.768)					o	o	o		o	o	o	o	o	o					20
350MCM (152.05 to 192.6)	CW-180		57.0(2.244)	28.5(1.122)	21.0 (.827)																o	o		20
400MCM (192.6 to 242.27)	CW-200		63.0(2.480)	32.5(1.280)	24.0 (.945)																	o	o	10
600 to 650MCM (242.27 to 325)	CW-325		72.0(2.835)	37.0(1.457)	28.0(1.102)																	o	o	10

Note:1) Delivery lead times may vary depending on the product. Contact JST for details.



NCW

FNCW



## Nylon-insulated

Applicable Wire AWG#(mm <sup>2</sup> )	Part No.	Standard	Dimensions mm (in.)			Color	Tool No.						Qty/box			
			L	ℓ	ø D		YNT-2216	YNT-1614	YNT-1210S	YA-1	YA-2	YA-4		BCT-0514L		
22 to 16 *(0.25 to 1.65)	NCW-1.25		22.7 (.894)	14.7 (.579)	3.2 (.126)	Red (Clear)	o				o	o	o	o		1,000
	FNCW-1.25	4.0 (.157)														
16 to 14 (1.04 to 2.63)	NCW-2		22.7 (.894)	14.7 (.579)	3.9 (.154)	Blue (Clear)		o			o	o	o	o		1,000
	FNCW-2	4.5 (.177)			500											
12 to 10 (2.63 to 6.64)	NCW-5.5		26.7(1.051)	14.7 (.579)	5.4 (.213)	Yellow (Clear)				o			o	o		500
	FNCW-5.5	6.8 (.268)			200											

Note:1) \*The crimping will be more secure if the total cross-sectional area of the wire is at least 0.5 mm<sup>2</sup>.

Examples: If the cross-sectional area of the wire is 0.3mm<sup>2</sup>, fold the wire in two when crimping the terminal.

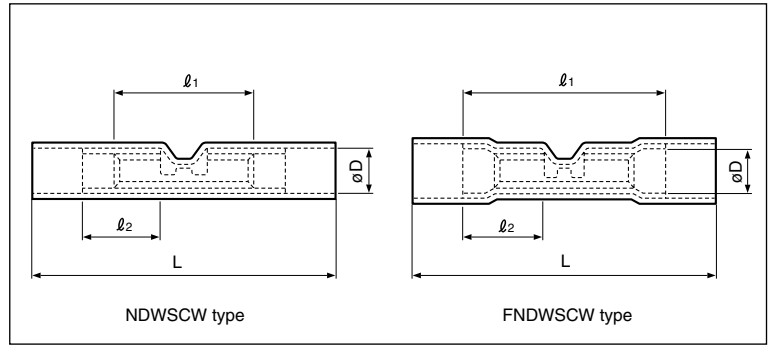

If the cross-sectional area of the wire is 0.5mm<sup>2</sup>, crimp the terminal onto the wire as it is.

2) The insulation is colored transparent nylon so that the wire inside the sleeve is visible.

3) Delivery lead times may vary depending on the product. Contact JST for details.

Solderless splices

# WINDOW TYPE BUTT



## Nylon-insulated with copper sleeve

Applicable Wire AWG#(mm <sup>2</sup> )	Part No.	Standard	Dimensions mm (in.)				Color	Tool No.						Qty/box	
			L	ℓ <sub>1</sub>	ø D	ℓ <sub>2</sub>		YNT-2216	YNT-1614	YNT-1210S	YA-1	YA-2	YA-4		BCT-0514L
22 to 16 *(0.25 to 1.65)	NDWSCW-1.25		31.5(1.240)	14.6 (.575)	3.5 (.138)	8.3 (.327)	Red (Clear)	0			0	0	0	0	1,000
	FNDWSCW-1.25		31.0(1.220)	14.6 (.575)	4.0 (.157)	12.2 (.480)									
16 to 14 (1.04 to 2.63)	NDWSCW-2		31.5(1.240)	14.6 (.575)	4.1 (.161)	8.3 (.327)	Blue (Clear)		0		0	0	0	0	1,000
	FNDWSCW-2		31.0(1.220)	14.6 (.575)	4.7 (.185)	12.2 (.480)								0	
12 to 10 (2.63 to 6.64)	NDWSCW-5.5		41.1(1.618)	19.5 (.768)	5.7 (.224)	12.0 (.472)	Yellow (Clear)			0			0	0	500
	FNDWSCW-5.5		36.0(1.417)	19.5 (.768)	6.5 (.256)	14.3 (.563)								0	

Note:1) These products have a butted seam.

2) \*The crimping will be more secure if the total cross-sectional area of the wire is at least 0.5 mm<sup>2</sup>.

Examples: If the cross-sectional area of the wire is 0.3mm<sup>2</sup>, fold the wire in two when crimping the terminal.

If the cross-sectional area of the wire is 0.5mm<sup>2</sup>, crimp the terminal onto the wire as it is.

3) Delivery lead times may vary depending on the product. Contact JST for details.