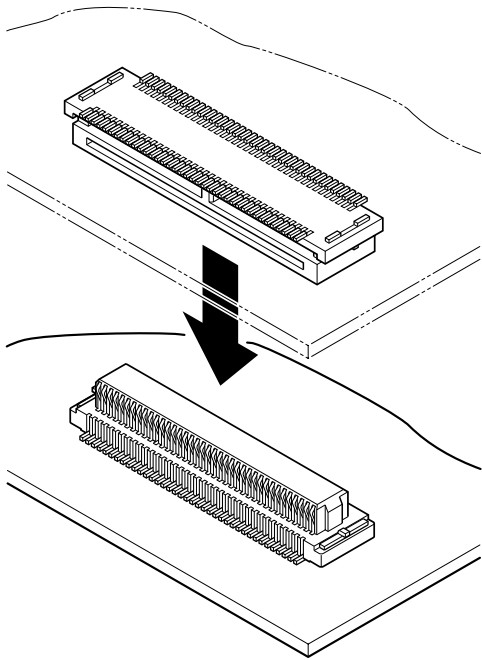


JAS CONNECTOR

0.4mm pitch/Board-to-board connectors



This connector for is 0.4 mm pitch SMT type bord-to-board connector with parallel connection.

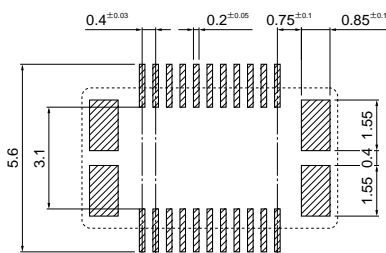
- **Double I shaped solder tab**

Specifications

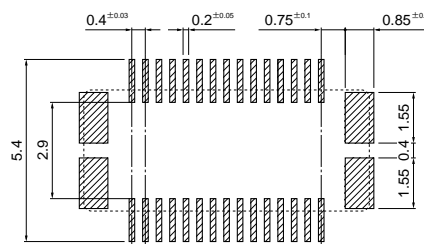
- Current rating: 0.3 A AC, DC
 - Voltage rating: 30 V AC, DC
 - Temperature range: -25°C to +85°C
(including temperature rise in applying electrical current)
 - Contact resistance: Initial value/ 70 mΩ max.
After environmental tests/ 140 mΩ max.
 - Insulation resistance: 50 MΩ min.
 - Withstanding voltage: 100 VAC/minute
- * Refer to "General Instruction and Notice when using Terminals and Connectors" at the end of this catalog.
* Contact JST for details.
* Compliant with RoHS.

PC board layout and Assembly layout

Plug



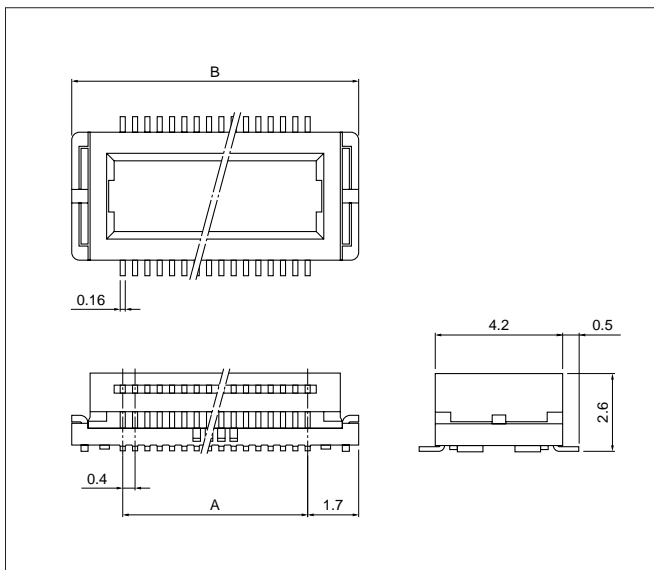
Receptacle



Note: 1. The above figure is the figure viewed from the connector mounting side.
2. Tolerances are non-cumulative: ± 0.05 mm for all centers.
The dimensions above should serve as a guideline. Contact JST for details.

JAS CONNECTOR

Plug



Circuits	Model No.	Dimensions (mm)		Q'ty/ reel
		A	B	
120	120P-JASKS-GE-TF2	23.6	27.0	1,500

Material and Finish

Contact: Phosphor bronze, nickel-undercoated, gold-plated

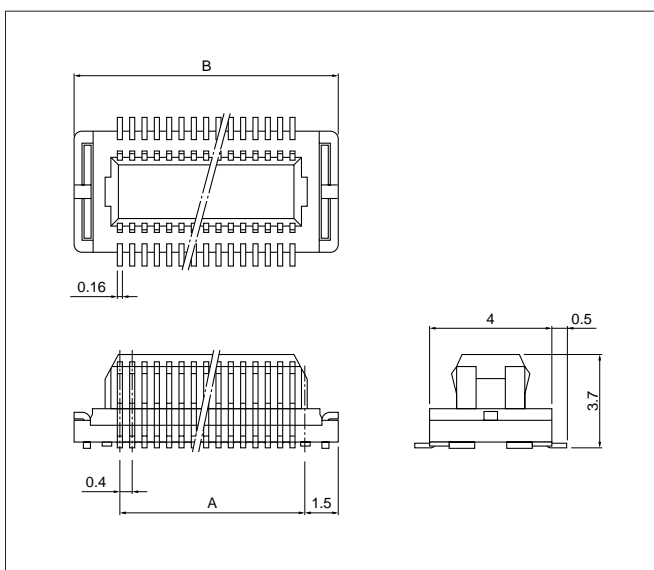
Housing: PPS, UL94V-0

Solder tab: Brass, copper-undercoated, tin-plated (reflow treatment)

RoHS compliance This product displays (LF)(SN) on a label.

Note: The product listed above is supplied on embossed-tape.

Receptacle



Circuits	Model No.	Dimensions (mm)		Q'ty/ reel
	Stacking height	A	B	
	4.5 mm			
120	120R4.5-JASKS-GWAN-TF2	23.6	26.6	1,500

Material and Finish

Contact: Phosphor bronze, nickel-undercoated, gold-plated (nickel-stripe)

Housing: LCP, UL94V-0

Solder tab: Brass, copper-undercoated, tin-plated (reflow treatment)

RoHS compliance This product displays (LF)(SN) on a label.

Note: The product listed above is supplied on embossed-tape.