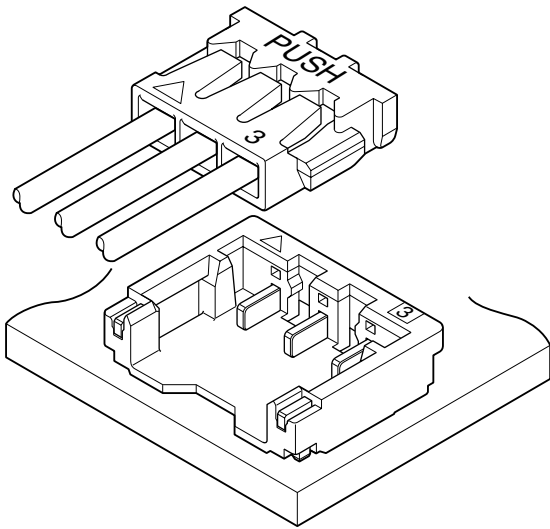


# ACH CONNECTOR

1.2mm pitch/Disconnectable Crimp style connectors



**This ACH connector is compact and low profile type, height 1.4mm and width 4.3mm, 1.2mm pitch wire-to-board connector.**

- Top entry but side feed type
- Connector for DC power supply
- Corresponding to sucking nozzle of pick and place machine

## Specifications

- Current rating: 2 A/1 to 3 circuits AC, DC (AWG #28)  
1.5 A/4, 5 circuits AC, DC (AWG #28)
- Voltage rating: 50 V AC, DC
- Temperature range: -25°C to +85°C  
(including temperature rise in applying electrical current)
- Contact resistance: Initial value/ 10 mΩ max.  
After environmental tests/ 20 mΩ max.
- Insulation resistance: 100 MΩ min.
- Withstanding voltage: 500 VAC/minute
- Applicable wire: Conductor size/ AWG #32 to #28  
Insulation O.D./ 0.38 to 0.63 mm

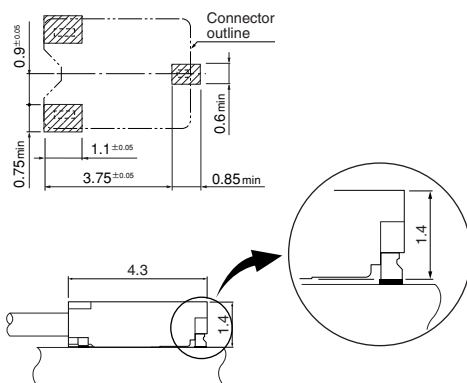
- \* Refer to "General Instruction and Notice when using Terminals and Connectors" at the end of this catalog.
- \* Contact JST for details.
- \* Compliant with RoHS.

## Standards

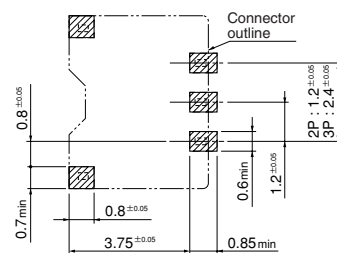
Recognized E60389

Certified LR20812

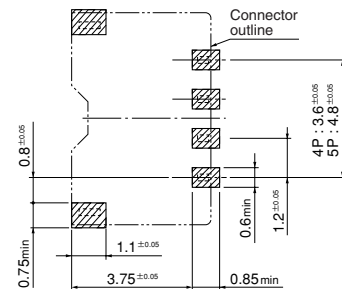
### <Single circuit>



### <2, 3 circuits>

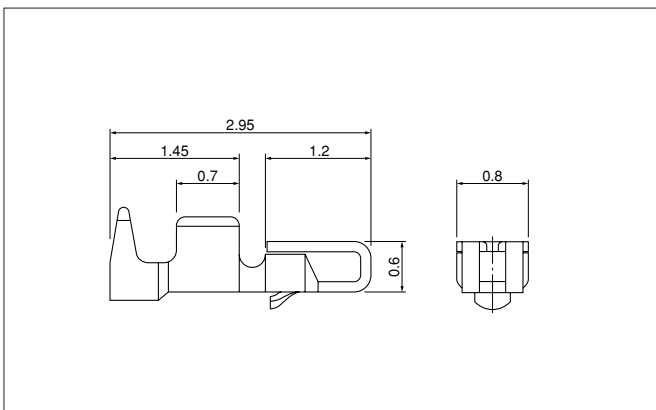


### <4, 5 circuits>



- Note: 1. The above figure is the figure viewed from the connector mounting side.  
2. Tolerances are non-cumulative; ±0.05mm for all centers.  
3. The dimensions above should serve as a guideline. Contact JST for details.

## Contact



Model No.	Applicable wire		Insulation O.D. (mm)	Q'ty / reel
	mm <sup>2</sup>	AWG#		
SACH-003G-P0.2	0.05 ~ 0.08	30~28	0.5 ~ 0.63	30,000
SACH-003G-P0.2B	0.032~0.05	32~30	0.38~0.5	30,000

### Material and Finish

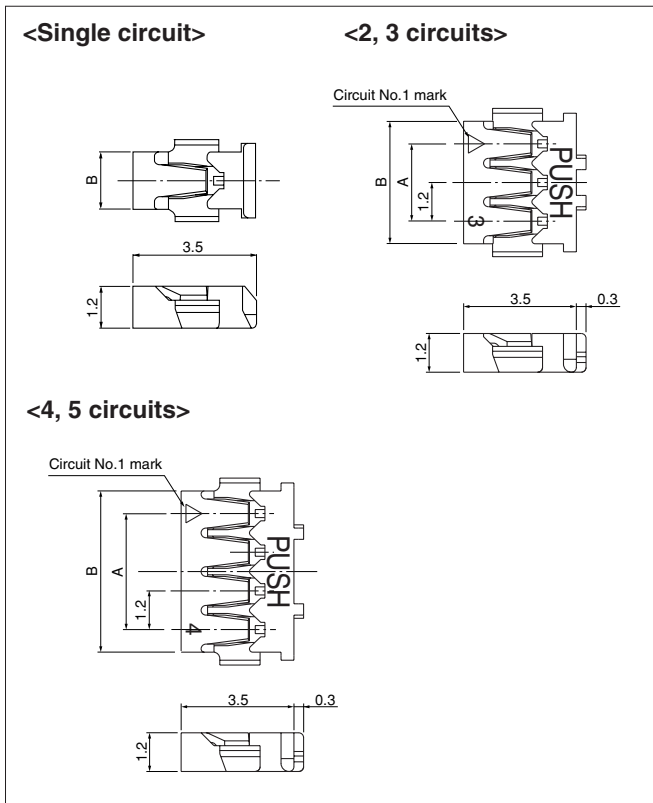
Copper alloy, nickel-undercoated, gold-plated

### RoHS compliance

Contact	Crimping machine	Applicator		
		Crimp applicator	Dies	Crimp applicator with dies
SACH-003G-P0.2	AP-K2N	MKS-L-10-3	MK/SACH-003-02	APLMK SACH003-02
		—	—	—
SACH-003G-P0.2B	—	MKS-L-10-3	MK/SACH-003-02	APLMK SACH003-02
		—	—	—

# ACH CONNECTOR

## Housing



Circuits	Model No.	Dimensions (mm)		Q'ty / bag
		A	B	
1	<b>ACHR-01V-A-S</b>	—	1.6	2,000
2	<b>ACHR-02V-S</b>	1.2	2.6	1,000
3	<b>ACHR-03V-S</b>	2.4	3.8	1,000
4	<b>ACHR-04V-A-S</b>	3.6	5.0	1,000
5	<b>ACHR-05V-A-S</b>	4.8	6.2	1,000

### Material

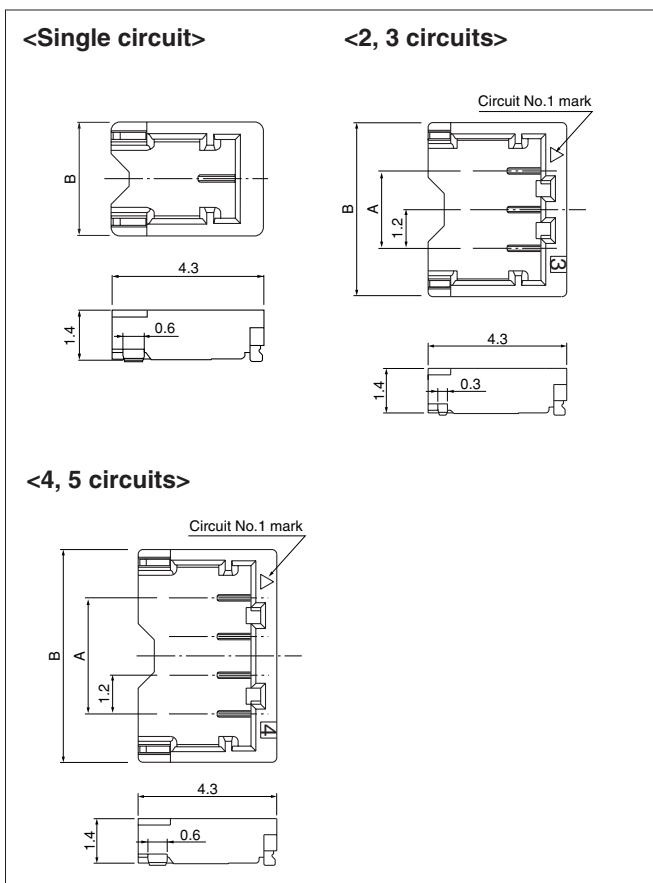
PBT, UL94V-0, natural (white)

### RoHS compliance

<For reference> As the color identification, the following alphabet shall be put in the underlined part. For availability, delivery and minimum order quantity, contact JST.

ex. **ACHR-02V-00**  
 S...natural (white)  
 K...black

## Shrouded header



Circuits	Model No.	Dimensions (mm)		Q'ty / reel
		A	B	
1	<b>BM01B-ACHSS-A-GAN-ETF</b>	—	3.2	4,500
2	<b>BM02B-ACHSS-GAN-ETF</b>	1.2	4.2	4,500
3	<b>BM03B-ACHSS-GAN-ETF</b>	2.4	5.4	4,500
4	<b>BM04B-ACHSS-A-GAN-ETF</b>	3.6	6.6	4,500
5	<b>BM05B-ACHSS-A-GAN-ETF</b>	4.8	7.8	4,500

### Material and Finish

Contact: Copper alloy, nickel-undercoated, gold-plated (nickel-stripe)  
 Housing: Heat resisting resin, UL94V-0, natural (ivory)  
 Solder tab: Copper alloy, copper-undercoated, tin-plated (reflow treatment)

### RoHS compliance

This product displays (LF)(SN) on a label. <For reference> As the color identification, the following alphabet shall be put in the underlined part. For availability, delivery and minimum order quantity, contact JST.

ex. **BM02B-ACHSS-GAN-TF**  
 S...natural (ivory)  
 K...black