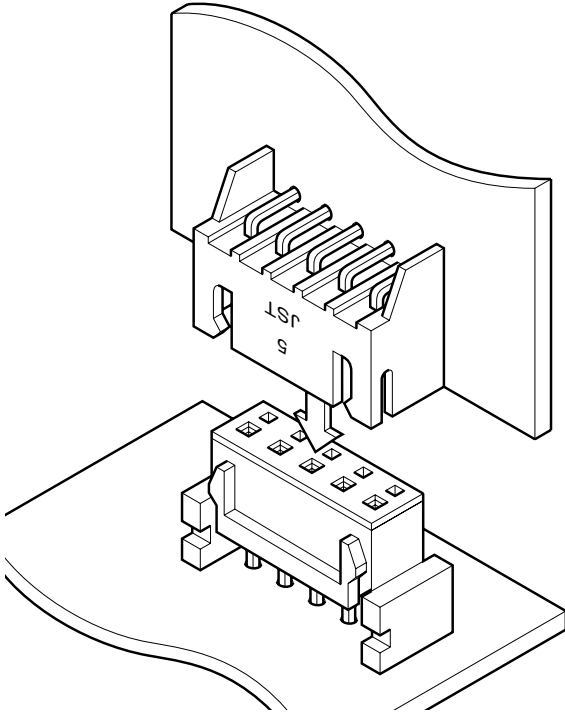


JQ CONNECTOR

2.5mm pitch/Board-to-board connectors



This 2.5mm pitch connector is used to interconnect printed circuit boards. It easily resists distortion during mating, thus ensuring reliable contact, even under adverse conditions.

- High contact pressure
- Box-shaped shroud
- Secure locking on printed circuit boards
- Vertical, horizontal and parallel mounting
- Interchangeability

Specifications

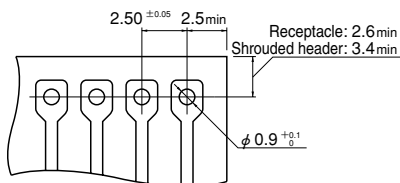
- Current rating: 3A AC, DC
- Voltage rating: 250V AC, DC
- Temperature range: -25°C to +85°C
(including temperature rise in applying electrical current)
- Contact resistance: Initial value/10m Ω max.
After environmental testing/20m Ω max.
- Insulation resistance: 1,000M Ω min.
- Withstanding voltage: 1,000V AC/minute
- Applicable PC board thickness: 1.6mm
- * Compliant with RoHS.
- * Refer to "General Instruction and Notice when using Terminals and Connectors" at the end of this catalog.
- * Contact JST for details.

Standards

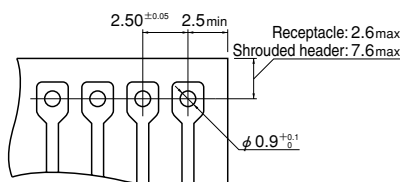
- Ⓜ Recognized E60389
- Ⓢ Certified LR20812
- ⚠ R50088587

PC board layout (viewed from soldering side) and Assembly layout

Top entry type



Side entry type



Combinations	Receptacle	
	Top entry type	Side entry type
Shrouded header Top entry type B (JB-XH-A)		—
Shrouded header Side entry type S (JB-XH-A-1)		

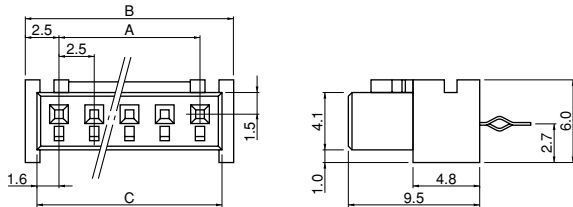
Note: 1. Tolerances are non-cumulative: ±0.05mm for all centers.

2. Hole dimensions differ according to the kind of PC board and piercing method. The dimensions above should serve as a guideline. Contact JST for details.

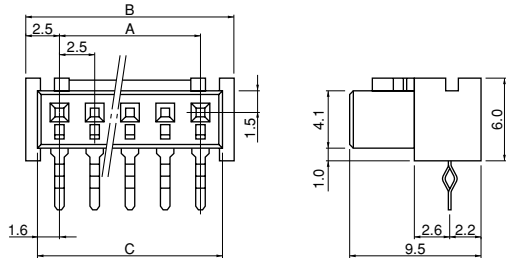
JQ CONNECTOR

Receptacle

Top entry type



Side entry type



Circuits	Model No.		Dimensions (mm)			Q'ty / box	
	Top entry type	Side entry type	A	B	C	Top entry type	Side entry type
3	03JQ-BT	03JQ-ST	5.0	10.0	8.2	500	500
4	04JQ-BT	04JQ-ST	7.5	12.5	10.7	500	500
5	05JQ-BT	05JQ-ST	10.0	15.0	13.2	500	500
6	06JQ-BT	06JQ-ST	12.5	17.5	15.7	500	500
7	07JQ-BT	07JQ-ST	15.0	20.0	18.2	250	250
8	08JQ-BT	08JQ-ST	17.5	22.5	20.7	200	250
9	09JQ-BT	09JQ-ST	20.0	25.0	23.2	200	250
10	10JQ-BT	10JQ-ST	22.5	27.5	25.7	250	250
11	11JQ-BT	11JQ-ST	25.0	30.0	28.2	250	250
12	12JQ-BT	12JQ-ST	27.5	32.5	30.7	200	200
13	13JQ-BT	13JQ-ST	30.0	35.0	33.2	200	200
15	15JQ-BT	15JQ-ST	35.0	40.0	38.2	100	100

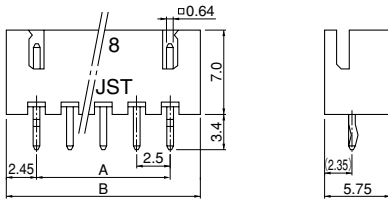
Material and Finish

Contact: Phosphor bronze, tin-plated (reflow treatment)
Housing: PA 66, UL94V-0, natural

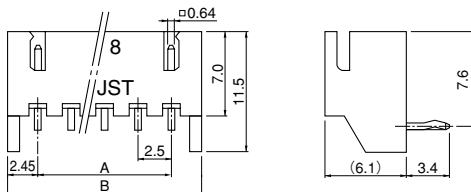
RoHS compliance

Shrouded header

Top entry type



Side entry type



Circuits	Model No.		Dimensions (mm)		Q'ty / box	
	Top entry type	Side entry type	A	B	Top entry type	Side entry type
3	B3B-XH-A	S3B-XH-A-1	5.0	9.9	1,000	1,000
4	B4B-XH-A	S4B-XH-A-1	7.5	12.4	500	500
5	B5B-XH-A	S5B-XH-A-1	10.0	14.9	500	500
6	B6B-XH-A	S6B-XH-A-1	12.5	17.4	500	500
7	B7B-XH-A	S7B-XH-A-1	15.0	19.9	500	250
8	B8B-XH-A	S8B-XH-A-1	17.5	22.4	500	250
9	B9B-XH-A	S9B-XH-A-1	20.0	24.9	500	250
10	B10B-XH-A	S10B-XH-A-1	22.5	27.4	250	250
11	B11B-XH-A	S11B-XH-A-1	25.0	29.9	250	250
12	B12B-XH-A	S12B-XH-A-1	27.5	32.4	250	200
13	B13B-XH-A	S13B-XH-A-1	30.0	34.9	250	200
14	B14B-XH-A	S14B-XH-A-1	32.5	37.4	250	200
15	B15B-XH-A	S15B-XH-A-1	35.0	39.9	250	200

Material and Finish

Post: Brass, copper-undercoated, tin-plated (reflow treatment)
Wafer: PA 66, UL94V-0, natural (white)

RoHS compliance

This product displays (LF)(SN) on a label.