


1.5 FEMALE TERMINAL



Features

●Female Terminal for Power Circuit

Magnifying the contact area with male terminal enable to use female terminal to power circuits.

●Compact Design

This terminal can be used for small type of housing:
3.2mm(H) X 3.2mm(W) pitch.

●Heat-resisting

Heat-resistance material is used in this terminal.

●Terminal Construction

It is designed to prevent the deformation of the contact part when processing wire harness by protecting the contact part of each terminal with one piece box.

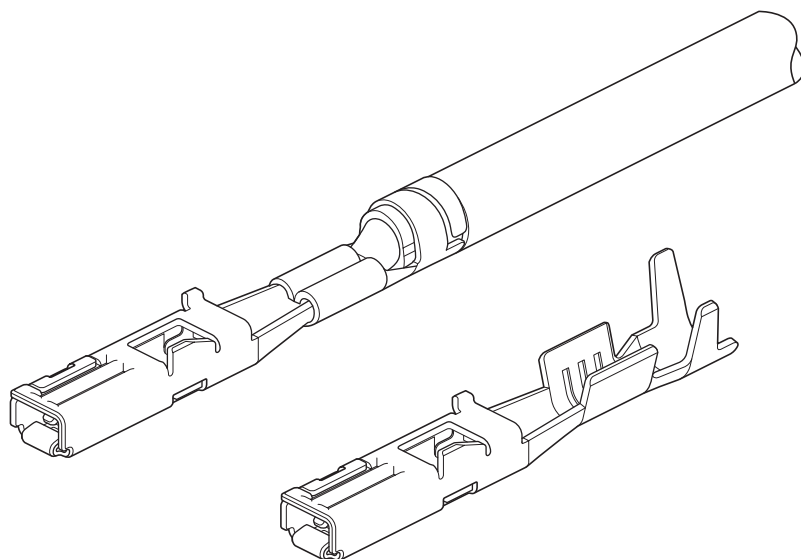
●Small Diameter Electric Wire

This terminal supports a electric wire of small diameter.

This is a power terminal for unsealed connector.

This terminal supports a housing of the 3.2mm(H) X 3.2mm(W) pitch.

This terminal supports a halogen-free electric wire of small diameter.



Specifications

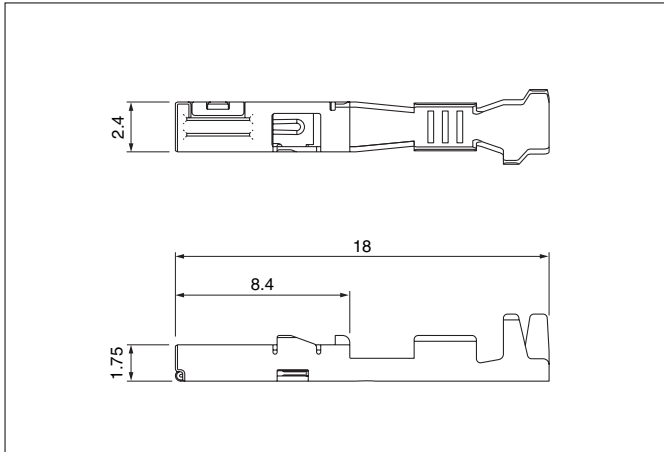
- Unsealed
- Applicable tab: w=1.5mm(060), t=0.64mm
- Applicable wire: 0.22 to 2.0mm²

* Compliant with ELV/RoHS.

* Contact JST for details.

1.5 FEMALE TERMINAL

Female terminal



Size	Model No.	Applicable wire range		Q'ty/reel
		Conductor (mm ²)	Insulation O.D. (mm)	
SS	SNAC-A011T-M1.5	0.22 to 0.35	0.95 to 1.20	6,000
S	SNAC-A021T-M1.5	0.3 to 0.5	1.40 to 1.70	5,000
M	SNAC-A041T-M1.5	0.75 to 1.25	1.80 to 2.20	4,000
L	SNAC-A071T-M1.5	1.5 to 2.0	2.60 to 2.70	3,000

Material and Finish

Copper alloy, tin-plated (reflow-treatment)

Crimping machine, Applicator

Strip terminal	Crimping machine	Crimp applicator MKS-L	
		Dies	Crimp applicator with dies
SNAC-A011T-M1.5	AP-K2N	MK/SNAC-A011-15	APLMK SNAC-A011-15
SNAC-A021T-M1.5		MK/SNAC-A021-15	APLMK SNAC-A021-15
SNAC-A041T-M1.5		MK/SNAC-A041-15	APLMK SNAC-A041-15
SNAC-A071T-M1.5		MK/SNAC-A071-15	APLMK SNAC-A071-15

Note: When crimping operation is conducted using an applicator and die set other than the above, JST cannot guarantee the performance of the terminal.